

Prevention



The questions on this card will prompt you to think about how you can put measures in place to prevent a fire in the first instance.



Thatch owner's challenge

	Yes	No
Do you have a fire proof box to keep your important documents in? Consider keeping them in a readily accessible fire proof box	<input type="checkbox"/>	<input type="checkbox"/>
Do you have smoke detectors fitted? See page 12	<input type="checkbox"/>	<input type="checkbox"/>
Do you have a fire escape plan? See page 12	<input type="checkbox"/>	<input type="checkbox"/>
Have you considered items to be salvaged by the fire service in the event of a fire? Keep a list of your most valuable and personal possessions easily available, but in a safe place	<input type="checkbox"/>	<input type="checkbox"/>
Do you know where your local fire hydrant is? This will usually be sited on the footpath/highway	<input type="checkbox"/>	<input type="checkbox"/>
Do you have a marker (house name plate) to identify your property? If your house is set back off the main road, if possible help us to find you by standing at the side of the main road	<input type="checkbox"/>	<input type="checkbox"/>
Do you check that contractors have adequate public liability insurance? Ask for their details	<input type="checkbox"/>	<input type="checkbox"/>
Do you have an outside tap and long garden hose that you can use in the event of a small fire? See page 15	<input type="checkbox"/>	<input type="checkbox"/>

Maintenance





The questions on this card will prompt you to think about putting regular maintenance checks in place to prevent a fire in the first instance.



Thatch owner's challenge

Do you regularly sweep your chimney?

 Refer to your insurer's guidelines as they may vary.
As a general rule sweep twice a year.  See page 11



Yes

No



Do you burn seasoned wood?

 See page 6 and 16



Is your flue outlet less than 1.8m from the thatch ridge?

 Consult with your insurers.  See page 7



Have you ever had your chimney inspected?

 Refer to your insurance guidelines.  See page 16


Have you had your spark arrestor cleaned recently?

 It could be blocked by soot, tar, and nests.  See page 8


Do you have heat sensors fitted into the thatch at chimney level or stovepipe monitors?

 Consult your insurers.  See page 8 and 10


Do you check all tradespeople (painters/plumbers/electricians) have experience/understanding of the potential risk of fire in thatch?

 See page 14

Is your electrical wiring (internal/external light fittings) regularly checked by a qualified electrician?

 See page 13

Are all new installations of electrical wiring fitted by a qualified electrician?

 See page 13

Continued overleaf...

Maintenance continued...



The questions on this card will prompt you to think about putting regular maintenance checks in place to prevent a fire in the first instance.



Thatch owner's challenge

Was your wood burner installed by an approved engineer?

See page 4

Yes

No

Do you regularly check smoke detector batteries?

See page 12

Do you use fireguards with open fires?

Always use a fireguard no matter how small the fire and be able to secure it so it cannot be knocked over by falling logs

Do you have problems with pest control in your thatch?

Contact your insurers or local council for advice

Now you have reviewed your property using the Thatch Owner's Challenge please use this space to record a list of any further actions you need to take.

Things to do

-
-
-
-
-
-

In the event of a fire



This card will prompt you to consider the information you will need at hand should a fire ever break out.



Thatch owner's challenge

999 - Details to assist the Control Operator

What is your full address and postcode? _____

Any landmarks or directions to assist in locating your property? _____

What is the best route for a fire engine; are there any access issues? _____

Identify any possible hazards (overhead electrical cables, wells, cellars, or gas, oil, or oxygen cylinders) _____

⚠ Always tell the Control Operator if your property is thatched, whether the thatch is on fire, and where your marker is (house name plate).

Useful numbers

Home buildings insurance details

Insurer _____ Telephone number _____

Policy number _____

Home contents insurance

Insurer _____ Telephone number _____

Policy number _____

Salvage information

Where can your valuable and sentimental possessions be stored during a fire (such as a neighbour's garage)? _____

Continued overleaf...

Floor plan



Now draw your own floor plan to show the location of all valuable and sentimental salvage items in your house. Keep the diagram simple and easy to understand!

Ground floor

First floor

At the scene of a fire



This card will prompt you to consider the information you will need to inform the fire officer of at the scene of a fire.



Thatch owner's challenge

Location of utilities

Gas - main valve _____

Electricity _____

Water - main stop cock _____

Oil/LPG tank - isolating valve _____

Location of water supplies (fire hydrant/river/pond/swimming pool, etc)

Location of roof/loft access

	Yes	No
Is the roof close boarded or Dorset model? See page 9	<input type="checkbox"/>	<input type="checkbox"/>
Is Asbestos present?	<input type="checkbox"/>	<input type="checkbox"/>
Attic - is the roof void open to adjacent properties?	<input type="checkbox"/>	<input type="checkbox"/>
Where is your loft access? (If applicable)		